



# First 5 San Diego Annual Report to the Community

FY 2018-2019

# Investing in San Diego County



**\$35 million**

invested in programs &  
community projects

**\$9.9 million**

leveraged with public  
& private partners

# Strategic Goal Areas

Health



Learning



Family







Community

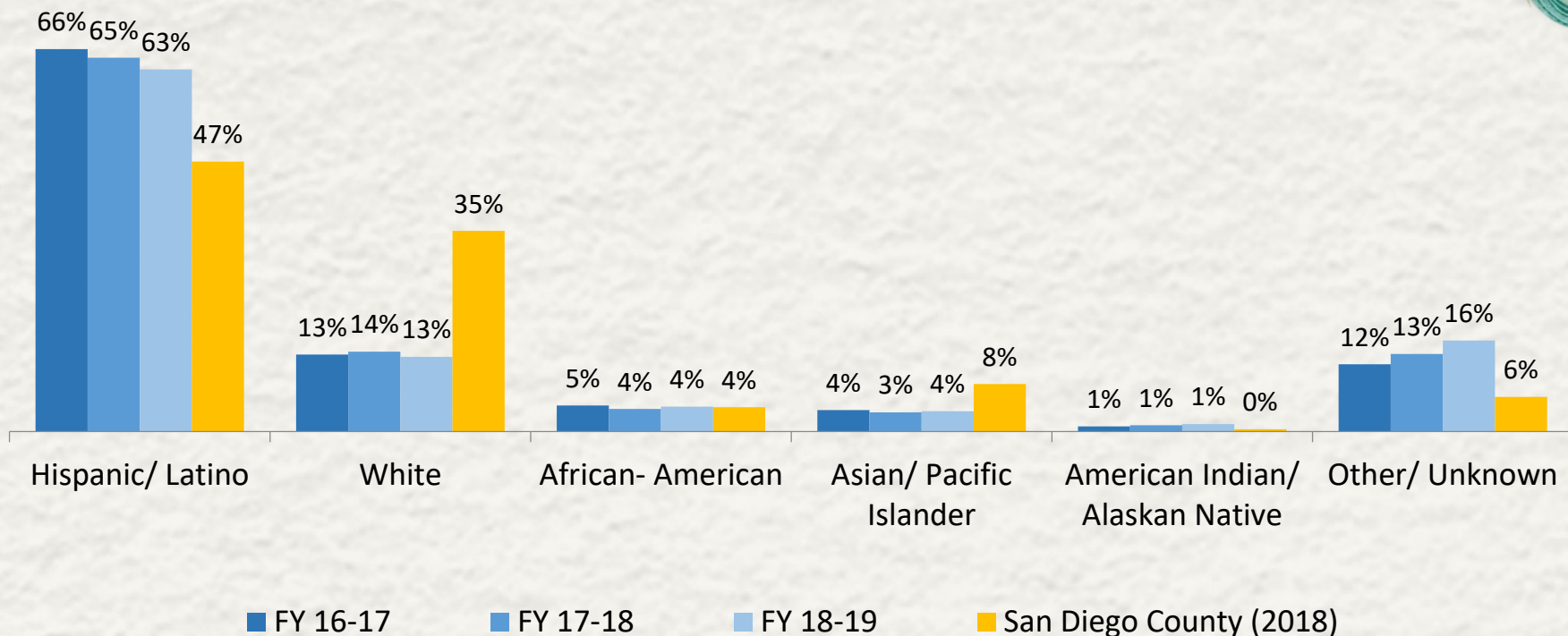


# Unduplicated Clients Receiving Services



	Children	32,520
	Parents or Caregivers	15,523
	Providers	1,316
	<b>Total</b>	<b>49,359</b>

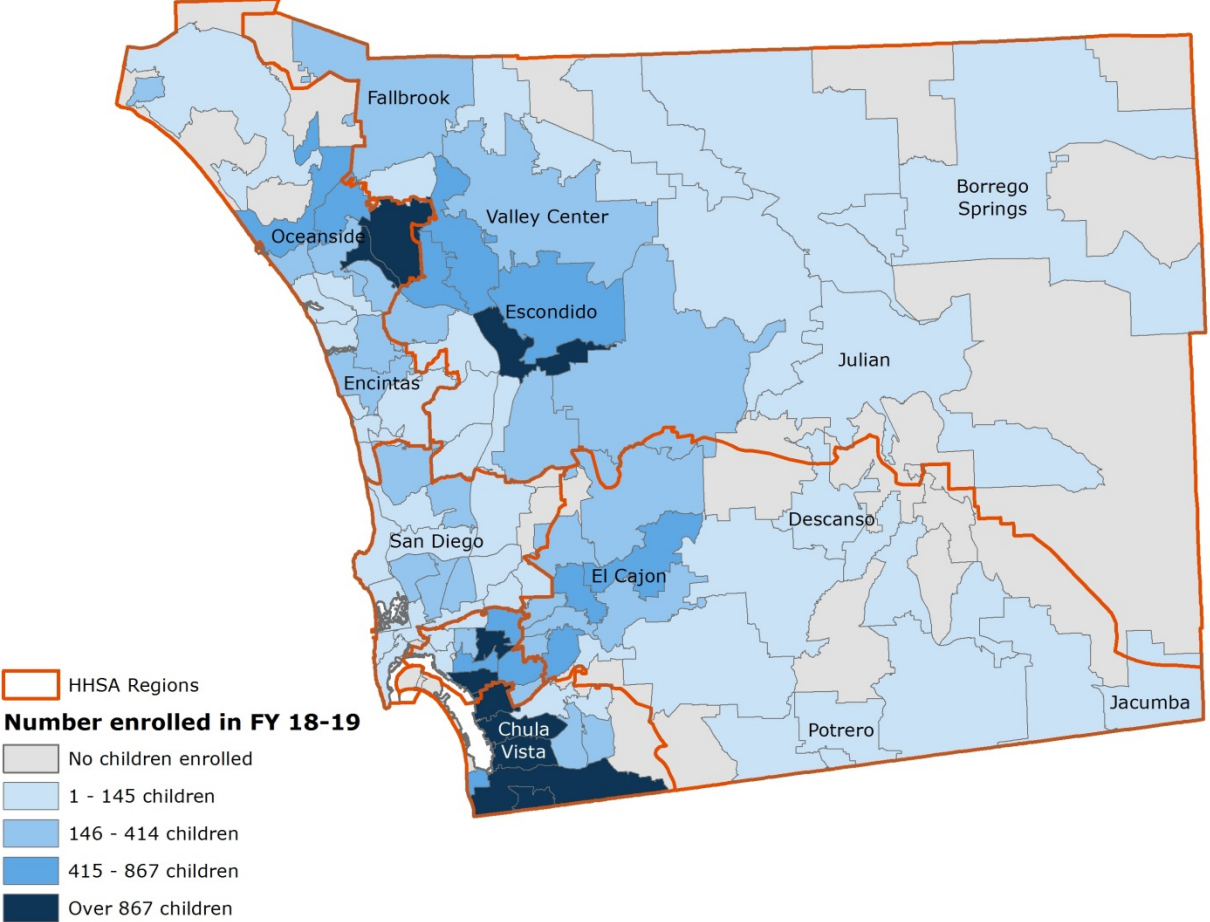
# Race and Ethnicity of Children Served Compared to SD County



# Children's Zip Codes



**Total Number of Children Enrolled in FY 18-19**



# Health



## Funding

\$15,613,398

## Numbers served:


40,570 children

14,572 parents/caregivers

868 providers



# Oral Health



## High-Risk Clients

% with dental disease  
received treatment

98.9% Children

99.5% Pregnant Women

## Offsite Dental Services

85 Screenings

28 Exams

28 Treatment

Services	Children	Pregnant Women
Screenings	18,659	4,159
Exams	17,131	2,943
Treatment	13,883	2,598



# Healthy Development



## Developmental Services

Children Screened	16,351
Children with Developmental Concern	3,981
Children who received Developmental Treatment	6,792

96.9%

receiving treatment  
made gains

# Healthy Development



## Behavioral Services

Children Screened 12,731

---

Children with Behavioral Concern 1,497

---

Children who received Behavioral Treatment 3,191

86.1%

receiving treatment showed improvement

84.9%

showed an increase in protective factors

# Learning



Funding

\$12,770,648

Numbers served:

12,138 children

1,323 teachers & staff



# Quality Professional Development




1,323 teachers and staff received **professional development** through QPI

---

QPI staff earned **14 degrees**

---

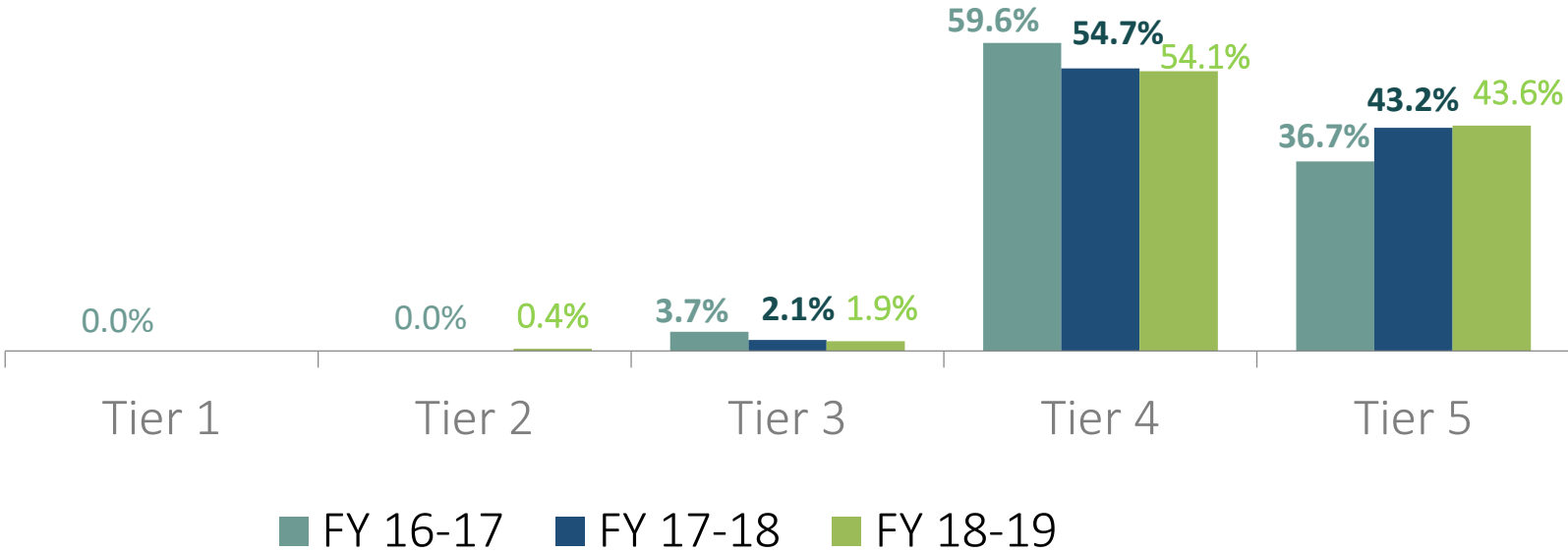
**61%** of QPI lead teachers have a bachelor's degree or higher




# Quality Sites



### Percentage of QPI Sites at each Quality Rating Tier



# QPI Parent Engagement



87.0%

QPI parents attended  
a parent-teacher  
conference

74.5%

QPI parents attended  
a special event at their  
child's preschool

# Family



## Funding

\$5,118,518

## Numbers served:

15,167 children

11,424 parents/caregivers



# Home Visiting



First 5 First Steps served **1,173** children, parents and caregivers

---

**56.0%** of mothers were breastfeeding at **6 months** of age

---

At a child's **12 month** birthday:

- **94.8%** were up-to-date with their Well Baby checks
- **94.2%** were up-to-date with their immunizations



# Parent Education



**4,448** caregivers received parent education services

---

F5FS caregivers improved in **confidence, ability, action, and knowledge of child development**

---

**97.2%** of parents who participated in HDS and KidSTART parenting classes reported **knowing how to advocate for their child**

---

**20,195** Kits for New Parents were distributed



# Community



Funding

\$1,307,091

Numbers served:

37,766 children & parents served



# Building a Thriving Community



## Community Education:

“Talk, Read, Sing” messaging was seen over **86 million** times

---

## Information & Referral:

2-1-1 San Diego and the Warm Line made **25,327** referrals for families with children ages 0-5

# Live Well San Diego in Action



Summer Movies in the Park

---

Jacobs & Cushman San Diego Food Bank Holiday Food Drive 2018

---

March of Dimes: March for Babies

---

We Can't Wait 2018- The Art and Science of Healing Every Place, Every Time, Every Relationship





First 5  
San Diego

Improving the lives of  
children ages 0 through 5