






First 5 Commission of San Diego
 Quarterly Performance Dashboard
 Second Quarter, FY 2018-19

Strategic Goal Area	Strategic Plan Objective	Annual Target	Performance To Second Quarter Target
Health	Decrease the percentage of pregnant women and children ages 0 through 5 with untreated dental disease.	Provide dental treatment for 12,410 children. [OHI]	117.1% 
		Provide dental treatment for 2,604 pregnant women. [OHI]	99.6% 
	Decrease the percentage of children entering kindergarten with undetected and/or untreated developmental, social emotional, or behavioral delays or problems.	Provide individual and group treatment to 8,269 children with developmental delays or social emotional or behavioral problems. [HDS]	107.8% 
		240 children will receive or be connected to treatment services through the KidSTART Center.	105.5% 
		Provide comprehensive developmental screenings to 93 percent of participating children. [QPI]	99.9% 



N/A = Not reported in 1st quarter








90% or above target



75-89% of target



< 75% of target

Strategic Goal Area	Strategic Plan Objective	Annual Target	Performance To Second Quarter Target
Learning	Increase the percentage of children ages 3 to 5 enrolled in quality early childhood education (ECE) programs in selected communities.	Provide quality preschool to 12,800 children. [QPI]	91.1% 
Family	Increase the use of positive parenting practices to promote the healthy development of children ages 0 through 5.	2,500 parents will receive education on age-appropriate development, social-emotional development and positive parenting. [QPI]	99.8% 
		Provide education to 1,209 parents in age-appropriate development, social-emotional and behavioral development and positive parenting. [HDS]	96.8% 
		Provide positive parenting and healthy child development home visitation services to 622 families. [F5FS]	90.2% 
	Increase parents' and caregivers' access to needed services for their children.	Appropriately refer 95 percent of cases involving families with children aged 0 through 5. [2-1-1]	98.4% 

HDS	Healthy Development Services
OHI	Oral Health Initiative
QPI	Quality Preschool Initiative
2-1-1	211 Information and Referral Services
F5FS	First 5 First Steps



N/A = Not reported in 1st quarter



90% or above target



75-89% of target



< 75% of target