



First 5 San Diego Annual Report to the Community

FY 2017-2018

Investing in San Diego County



\$35 million

invested in programs & community projects



\$10.4 million

leveraged with public & private partners

Strategic Goal Areas

Health



Learning



Family







Community

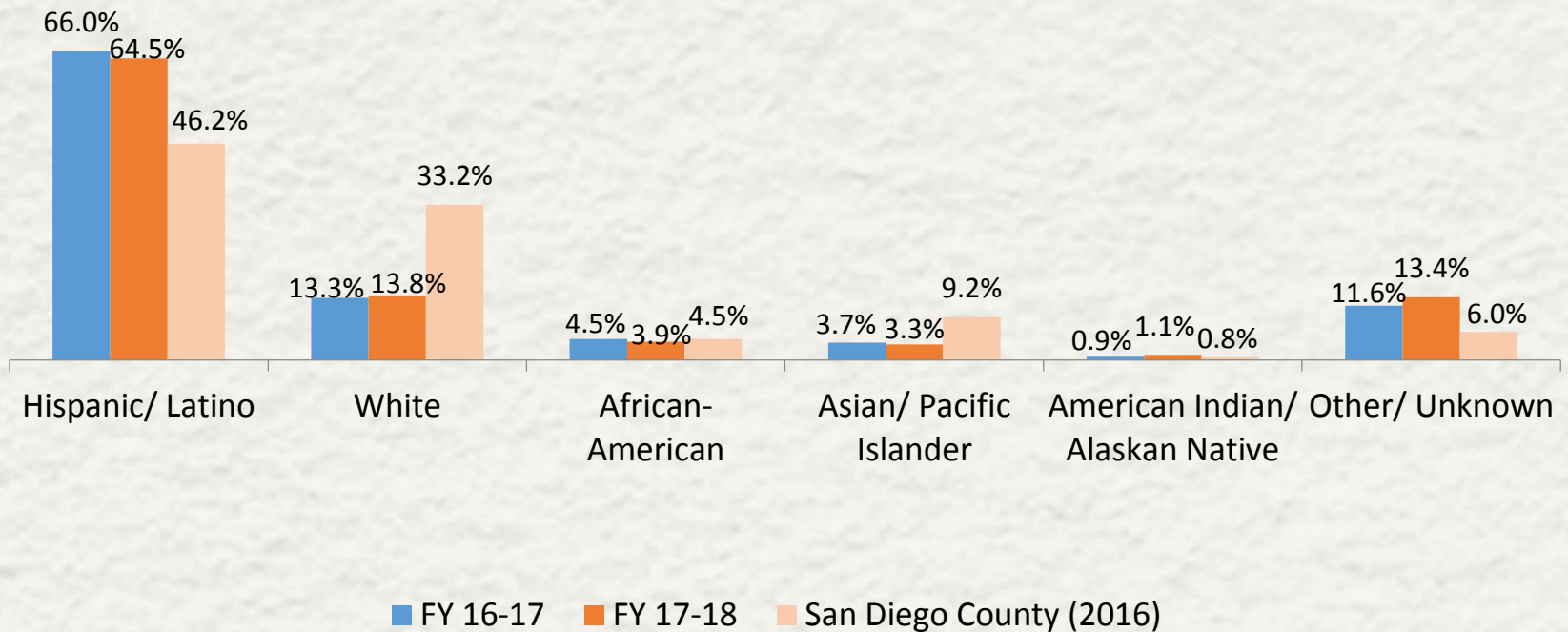


Unduplicated Clients Receiving Services



	Children	31,986
	Parents or Caregivers	17,977
	Providers	1,343
	Total	51,306

Race and Ethnicity of Children Served Compared to SD County



Health



Funding

\$15,189,593

Numbers served:


47,162 children

19,138 parents/caregivers

770 providers



Oral Health



High-Risk Clients

98.4%

of children & pregnant women with dental disease received treatment

Offsite Dental Services

123 Screenings

47 Exams

47 Treatment

Services	Children	Pregnant Women
Screenings	23,012	6,091
Exams	16,303	4,094
Treatment	14,612	2,064

Healthy Development



Developmental Services

Children Screened	16,362
Children with Developmental Concern	3,954
Children who received Developmental Treatment	6,652

95.8%

receiving treatment
made gains

Healthy Development



Behavioral Services

Children Screened **11,157**

Children with Behavioral Concern **1,419**

Children who received Behavioral Treatment **3,133**

84.9%

receiving treatment showed improvement

84.5%

showed an increase in protective factors

Learning



Funding

\$11,802,425

Numbers served:

12,341 children

1,350 teachers & staff



Quality Child Learning Outcomes



91.3% of children made **gains in at least four** developmental domains

Children with **more than 1 year of QPI** had significantly higher scores in every domain relative to children with only 1 year of QPI

Quality Professional Development

1,350 teachers and staff received **professional development** through QPI

QPI staff earned **16 degrees**

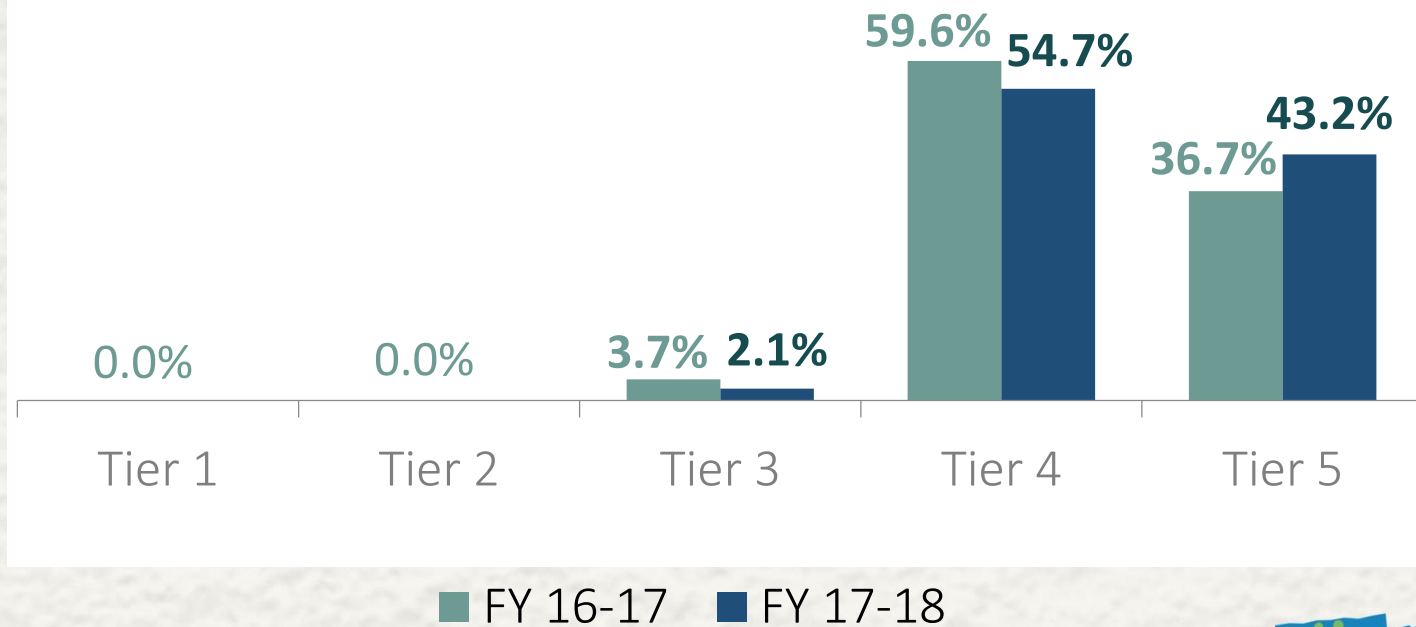
58% of QPI lead teachers have a bachelor's degree or higher



Quality Sites



Percentage of QPI Sites at each Quality Rating Tier



Family



Funding

\$4,034,365



Numbers served:

14,547 children

13,836 parents/caregivers



Home Visiting



First 5 First Steps served **1,216** children, parents and caregivers

62.4% of mothers were breastfeeding at **6 months** of age

At a child's **12 month** birthday:

- **94.4%** were up-to-date with their Well Baby checks
- **91.3%** were up-to-date with their immunizations

Parent Education




4,863 caregivers received parent education services

F5FS caregivers improved in **confidence, ability and knowledge of child development**

95.7% of parents who participated in HDS and KidSTART parenting classes reported **knowing how to advocate for their child**

17,900 Kits for New Parents were distributed



Community



Funding

\$4,157,192

Numbers served:

39,754 children & parents served



Building a Thriving Community



Community Education:

“Talk, Read, Sing” messaging was seen over **85 million** times

Information & Referral:

2-1-1 San Diego and the Warm Line made **27,538** referrals for families with children ages 0-5

Live Well San Diego in Action

March of Dimes' 2018 March for Babies San Diego walk

NHA Head Start Let's Move Olympics

Day of the Child with the Chula Vista Community Collaborative

Healthy Cooking demonstration with Food4Less





Improving the lives of
children ages 0 through 5