






First 5 Commission of San Diego
Quarterly Performance Dashboard
Second Quarter, FY 2017-18

Strategic Goal Area	Strategic Plan Objective	Annual Target	Performance To Second Quarter Target
Health	Decrease the percentage of pregnant women and children ages 0 through 5 with untreated dental disease.	Provide dental treatment for 12,045 children. [OHI]	116.3% 
		Provide dental treatment for 2,730 pregnant women. [OHI]	77.1% 
	Decrease the percentage of children entering kindergarten with undetected and/or untreated developmental, social emotional, or behavioral delays or problems.	Provide individual and group treatment to 7,214 children with developmental delays or social emotional or behavioral problems. [HDS]	99.5% 
		240 children will receive or be connected to treatment services through the KidSTART Center.	96.3% 
		Provide comprehensive developmental screenings to 93 percent of participating children. [QPI]	97.6% 



N/A = Not reported
in 1st quarter








90% or above target



75-89% of target



< 75% of target

Strategic Goal Area	Strategic Plan Objective	Annual Target	Performance To Second Quarter Target
Learning	Increase the percentage of children ages 3 to 5 enrolled in quality early childhood education (ECE) programs in selected communities.	Provide quality preschool to 12,800 children. [QPI]	98.4% 
Family	Increase the use of positive parenting practices to promote the healthy development of children ages 0 through 5.	3,000 parents will receive education on age-appropriate development, social-emotional development and positive parenting. [QPI]	97.2% 
		Provide education to 1,404 parents in age-appropriate development, social-emotional and behavioral development and positive parenting. [HDS]	110.4% 
		Provide positive parenting and healthy child development home visitation services to 619 families. [F5FS]	92.9% 
	Increase parents' and caregivers' access to needed services for their children.	Appropriately refer 95 percent of cases involving families with children aged 0 through 5. [2-1-1]	96.1% 

HDS	Healthy Development Services
OHI	Oral Health Initiative
QPI	Quality Preschool Initiative
2-1-1	211 Information and Referral Services
F5FS	First 5 First Steps



N/A = Not reported in 1st quarter



90% or above target



75-89% of target



< 75% of target